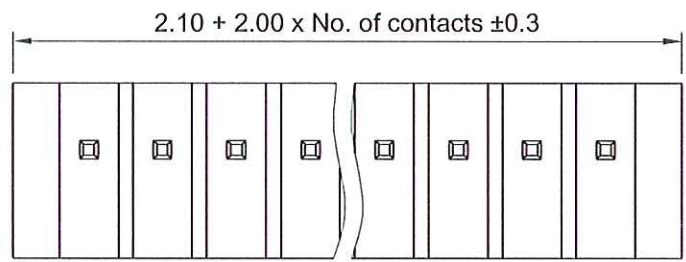
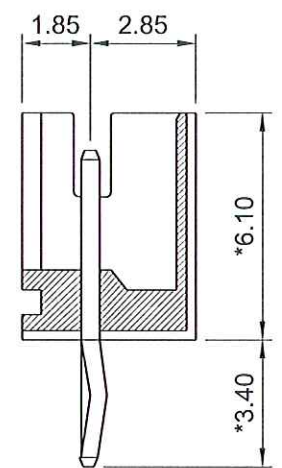
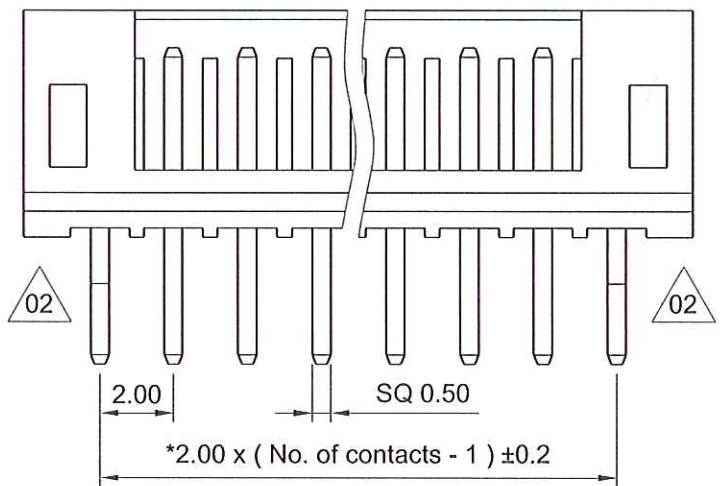
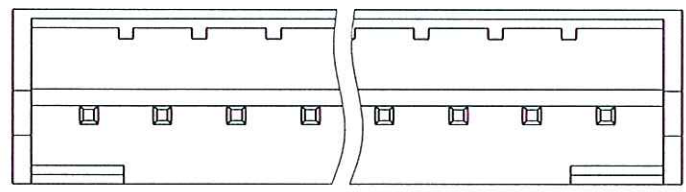


HSF
Compliant

REV.	DESCRIPTION	DATE	APPR.
02	第1PIN與最後1PIN打K	2008/10/07	陳世官

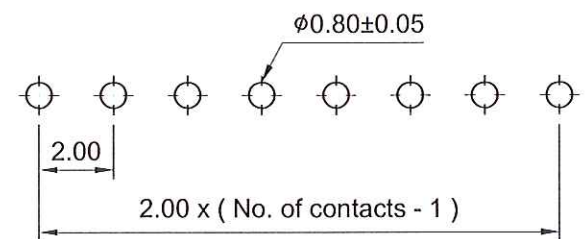


Specifications

Electrical
 Voltage Rating : 100V(AC)
 Current Rating : 2A
 Contact Resistance : 20 mΩ MAX.
 Dielectric Withstanding Voltage : 800V AC
 Insulation Resistance : 1000 MΩ min.
 Material
 Circuits : 2~16
 Insulator : Nylon 66, UL 94V-0
 Color : White
 Contact : Brass 0.50mm square pin
 Plating : Tin plated / Gold plated
 Temperature Range : -25°C ~ +85°C
 Applicable PC Board Thickness : 0.8 to 1.6mm
 Packing : Bag

200F-WS-xxx

Plating
 T : 120μ" Tin plated over 30μ" Nickel
 G : 0.6μ" Gold plated over 30μ" Nickel
 No. of contacts



Recommended P.C.B. Layout

<p>兆旭股份有限公司 JAWS CO., LTD.</p> <p>7F., No.31, Ln. 169, Kangning St., Xizhi Dist., New Taipei City 221, Taiwan (R.O.C.) TEL:886-2-2692-2898 FAX:886-2-2692-2618 Http://www.jaws.com.tw</p>	<p>THIRD ANGLE PROJECTION</p>	<p>DESIGN UNITS</p> <p>■ mm □ INCH</p>	<p>TITLE:</p> <p>2.0mm Wafer Dip Type Top Entry</p>		<p>GENERAL TOLERANCES:</p> <p>±0.30</p>		<p>DRAWN</p> <p>游熾瑩</p>	<p>DATE</p> <p>2012/04/11</p>
	<p>SIZE:</p> <p>A4</p>	<p>SCALE:</p> <p>FREE</p>	<p>SHEET:</p> <p>1/1</p>	<p>PARTS NO.:</p> <p>200F-WS-xxx</p>		<p>CHECKED</p> <p>Wang</p>		<p>DATE</p> <p>2012/04/11</p>
	<p>CPN :</p>			<p>DWG NO.:</p> <p>JAWS-SOP-200F003</p>		<p>APPROVED</p> <p>Aden</p>		<p>DATE</p> <p>2012/04/11</p>
	<p>DAN NO.: S10104-008</p>			<p>REV.:</p> <p>02</p>				